


SR87

This robust type magnetic absolute scale system that outputs position signals for machine tools and other equipment that require high-precision positioning.



- Measuring Length(ML) : 140-3,040mm
- Accuracy : 3+3ML/1,000 μm p-p, 5+5ML/1,000 μm p-p
- Maximum resolution : 0.01 μm
- Maximum response speed : 200m/min.
- Protocol : FANUC, Mitsubishi, Panasonic, YASKAWA

ABS Robust type
Maximum resolution 0.01 μm

F: 021

62775787

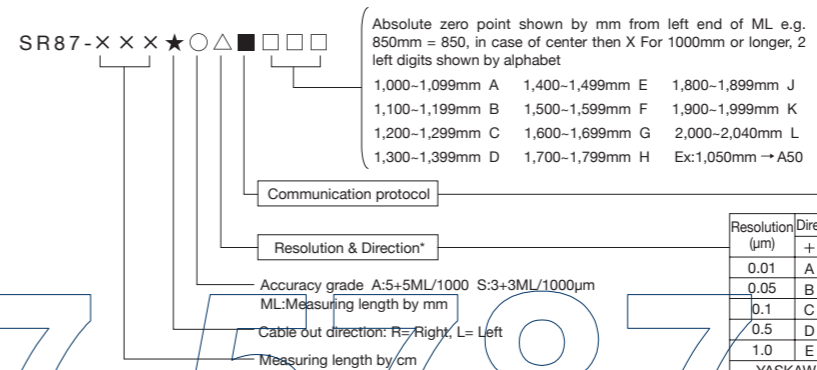
Specifications

Model	SR87
Measuring length (ML)	140-3040mm 140, 240, 340, 440, 540, 640, 740, 840, 940, 1040, 1140, 1240, 1340, 1440, 1540, 1640, 1740, 1840, 2040, 2240, 2440, 2640, 2840, 3040
Thermal expansion coefficient (/ °C)	12 ± 1 x 10 ⁻⁶ /°C
Output signal	Absolute serial bidirectional signal, compliant with EIA-485
Accuracy (at 20 °C) ML:mm	3+3ML/1,000 μm p-p or 5+5ML/1,000 μm p-p
Resolution	Selectable from 0.01, 0.05, 0.1, 0.5 and 1.0 μm (Set at factory shipping)
Zero count position	Center mark
Power supply voltage	DC4.75 - 5.25V (At cable connection end)
Consumption current	200 mA (at 120 Ω terminal) max.
Inrush current	2A max. (When the power supply rise time is 10 ms)
Maximum response speed	200m/min (User-selected resolution setting)
Vibration resistance	250m/s ² (50Hz-2kHz)
Impact resistance	450m/s ² (11ms)
Protective design grade	IP54 (Air purge not included), IP65 (Air purge included)
Other protections	Oil lubricant can also be used under severe environmental conditions.
Power supply protection	In the case of errors such as a reverse-connected power supply or over-voltage, the internal fuse is cut to protect the power being supplied and wiring.
Safety standards	FCC Part15 Subpart B Class A, ICES-003 Class A Digital Device, EN55011 Gp1 Class A, EN61000-6-2. Safety standards not applicable (60 V DC or less).
Operating temperature range(°C)	0 ~ +50 °C
Storage temperature range(°C)	-20 ~ +55 °C
Mass	Approx. 1.24kg + 4kg/m
Slider sliding resistance	1N or less

Model	CH33-CP	CH33-DE
Description	Cable with open end	Cable with open end
Cable length	3,5,10,15m	
Material	PVC	PU
Armor	YES	YES

*Please consult with our sales for the cable length other than above.

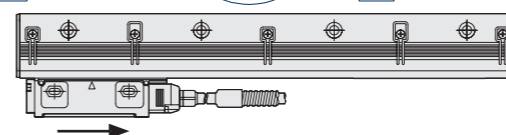
Details of model designation



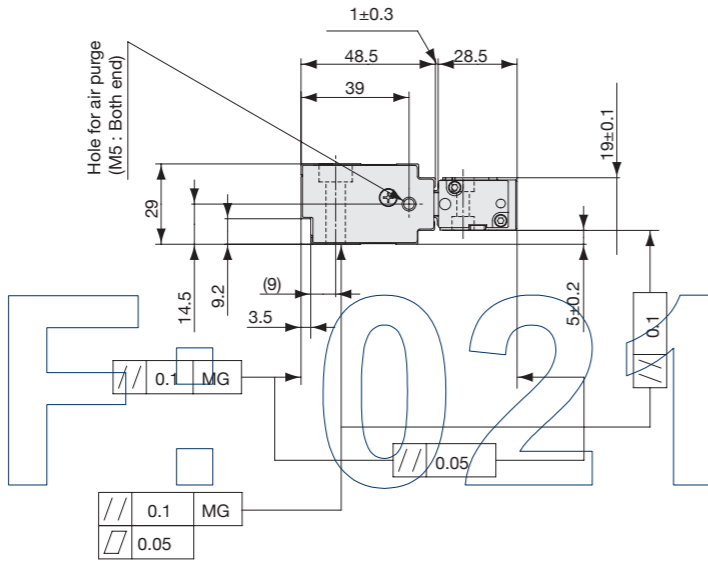
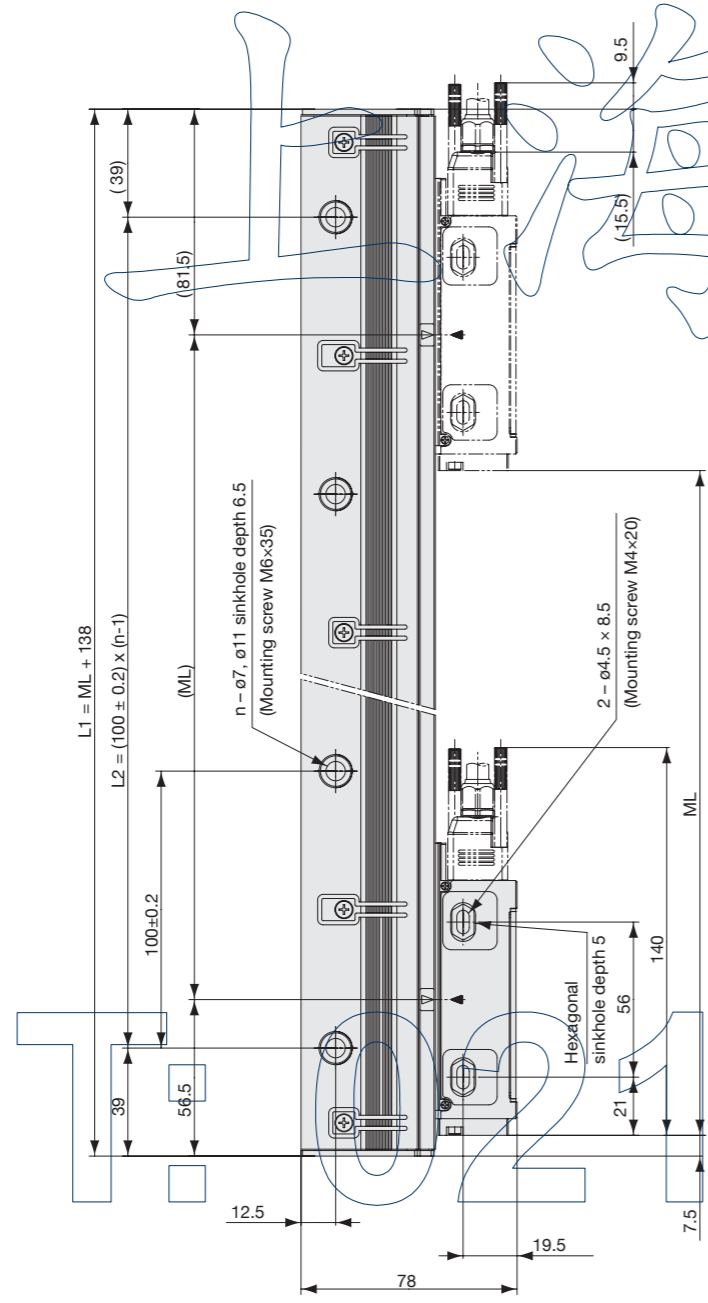
NC Maker	Wire	
FANUC	4	A
Mitsubishi	2	B
YASKAWA	2	F
Panasonic	2	H

Resolution (μm)	Direction
0.01	A F
0.05	B G
0.1	C H
0.5	D J
1.0	E K
YASKAWA	
Number of Divisions	Direction
1/8192	L -
1/1024	M -

Note: Mitsubishi controller is only A



Dimensions SR87
Cable Direction Right



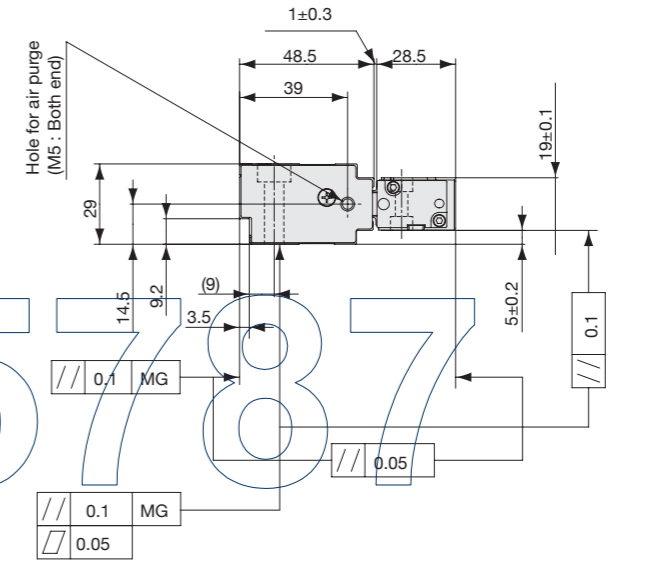
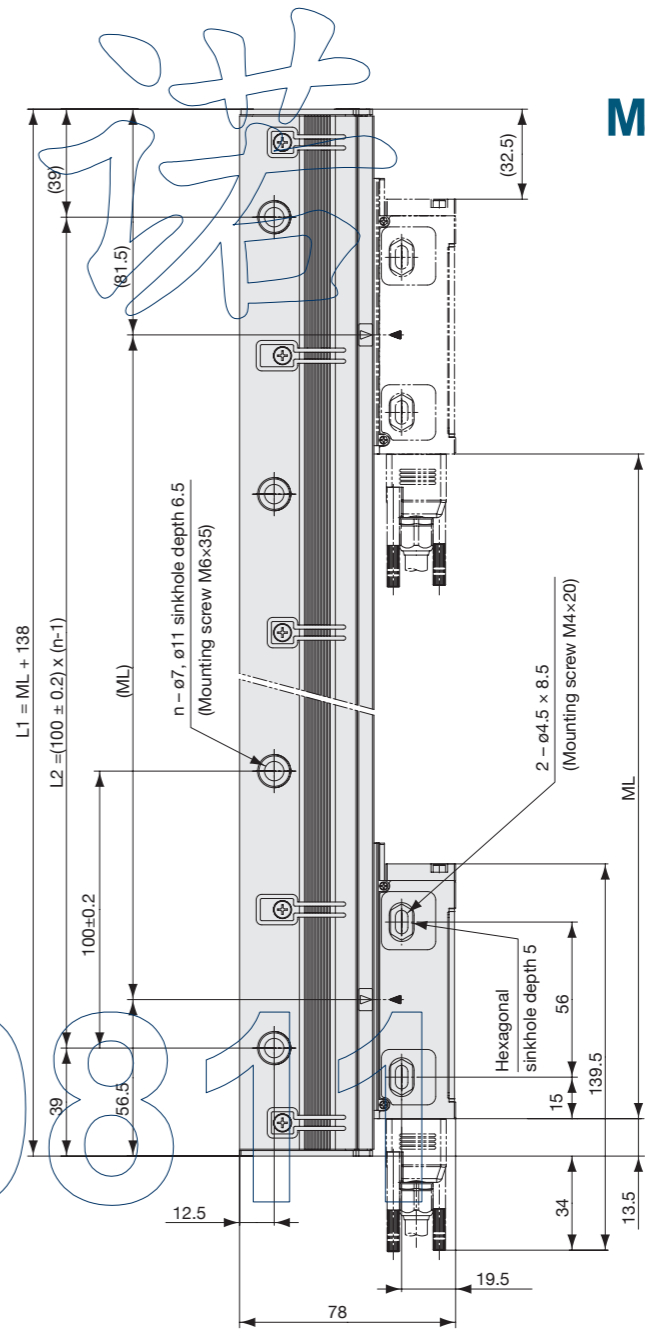
Unit : mm

ML	L1	L2	n
140	278	200	3
240	378	300	4
340	478	400	5
440	578	500	6
540	678	600	7
640	778	700	8
740	878	800	9
840	978	900	10
940	1078	1000	11
1040	1178	1100	12
1140	1278	1200	13
1240	1378	1300	14

ML	L1	L2	n
1340	1478	1400	15
1440	1578	1500	16
1540	1678	1600	17
1640	1778	1700	18
1740	1878	1800	19
1840	1978	1900	20
1940	2078	2100	21
2040	2178	2200	22
2140	2278	2300	23
2240	2378	2400	24
2340	2478	2500	25
2440	2578	2600	26
2540	2678	2700	27
2640	2778	2800	28
2740	2878	2900	29
2840	2978	3000	30
2940	3078	3100	31
3040	3178	3200	32

ML : Measuring length CL : Cable length MG: Machine guide Unit : mm

Dimensions SR87
Cable Direction Left



Unit : mm

ML	L1	L2	n
140	278	200	3
240	378	300	4
340	478	400	5
440	578	500	6
540	678	600	7
640	778	700	8
740	878	800	9
840	978	900	10
940	1078	1000	11
1040	1178	1100	12
1140	1278	1200	13
1240	1378	1300	14

ML	L1	L2	n
1340	1478	1400	15
1440	1578	1500	16
1540	1678	1600	17
1640	1778	1700	18
1740	1878	1800	19
1840	1978	1900	20
1940	2078	2100	21
2040	2178	2200	22
2140	2278	2300	23
2240	2378	2400	24
2340	2478	2500	25
2440	2578	2600	26
2540	2678	2700	27
2640	2778	2800	28
2740	2878	2900	29
2840	2978	3000	30
2940	3078	3100	31
3040	3178	3200	32

ML : Measuring length CL : Cable length MG: Machine guide Unit : mm